



NodOn® by ID-RF

Manufacturer & Importer

ID-RF SAS
121 rue des Hêtres
45590 St CYR EN VAL
FRANCE

For more information : www.nodon.fr
Pour plus d'informations : www.nodon.fr
Para más información : www.nodon.fr
Für die Informationen : www.nodon.fr
Voor informatie : www.nodon.fr



©ID-RF. All rights reserved.

QUICK START GUIDE



TEMPERATURE & HUMIDITY SENSOR

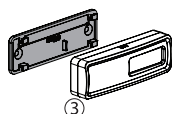
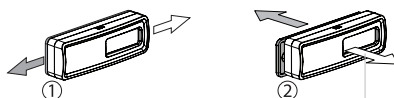
Indoor 0°C / 40°C
0% / 100% Relative humidity

TEMPERATURE & HUMIDITY SENSOR


Reference: STPH-2-1-0x
Center radio frequency : 868.3 MHz
Occupied frequency band : 868.0 to 868.6 Mhz
RF power Max : +7.5dBm
Indoor range: 30m
Humidity range: 0% to 100% relative humidity
Temperature range: 0°C / 40°C (+/- 0.2°C)
Maximum operating altitude: 2000m
Ingress Protection factor: IP 20
Operating temperature: -10°C / 50°C
Battery*: CR 1216
EEP (EnOcean Profile): A5-04-01
Dimensions: L 80mm x W 26mm x H 18mm
Weight: 24g
Warranty: 2 years



INSTALLATION



Adhesive or screw* mounting
Fixation par adhésif ou par vis*
Fijación mediante adhesivo o tornillos*
Fixierung durch Klebstoff oder Schrauben*
Zelfklevende fixatie of montage met schroef*



INSTALLATION

Put the sensor in an average temperature area of the room.
Solar panel needs to be in front of light as much as possible.
Placer le capteur dans une zone de température moyenne.
Mettez la cellule solaire en face de la lumière le mieux possible.

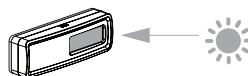
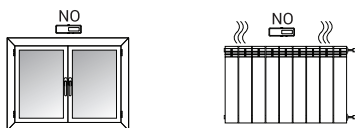
Favor poner el sensor en un área a temperatura ambiente media en la habitación.

Los paneles solares deben ser puestos de cara a la luz solar tanto como sea posible.

Setzen Sie den Sensor in einem Raum mit Durchschnittstemperatur.

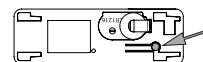
Solarpanel muss vor Licht so viel wie möglich gelegt werden.
Plaats de sensor in een zone met gematigde temperatuur.

Het zonnepaneel zo veel mogelijk in het licht plaatsen.

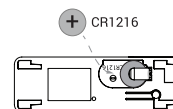


INSTALLATION

Learning button
Bouton d'appairage
Botón de aprendizaje
Lern taste
Pairing knop



Mounting of the battery* for dark area use
Installation de la pile* pour usage en espace sombre
Montaje de batería* para áreas oscuras
Montage der Batterie* für die Anwendung im dunklen Bereich
Installatie van de batterij voor gebruik in donkere zone



*not included - *non incluses - *no incluidos
*nicht enthalten - * niet bijgeleverd