



NodOn® by ID-RF

Manufacturer & Importer

ID-RF SAS

121 rue des Hêtres

45590 St CYR EN VAL

FRANCE

For more information : www.nodon.fr
Pour plus d'informations : www.nodon.fr

Para más información : www.nodon.fr

Für die Informationen : www.nodon.fr

Voor informatie : www.nodon.fr



©ID-RF. All rights reserved.

QUICK START GUIDE



CARD SWITCH

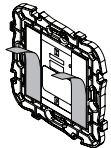
CARD SWITCH

Reference: CCS-2-1-0x
Center radio frequency : 868.3 MHz
Occupied frequency band : 868.0 to 868.6 Mhz
RF power Max : +5dBm
Indoor range: 30m
Operating temperature: -10°C / 50°C
Maximum operating altitude: 2000m
Ingress Protection factor: IP 20
EEP (EnOcean Profile):F6-04-01
Dimensions: L 80mm x W 80mm x 20mm
Weight: 67g
Warranty: 2 years

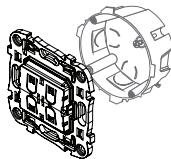
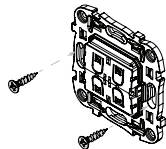


INSTALLATION

Adhesive bonding
Fixation par adhésifs
Fijación adhesiva
Klebemittel bekleben
Zelfklevende fixatie

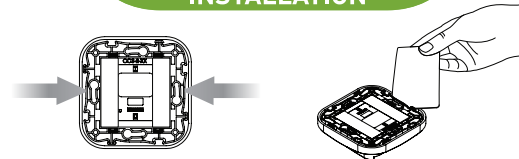


Screws mounting*
Montage par vis*
Tornillos para ensamblaje*
Befestigungsschrauben*
Fixatie met schroef*

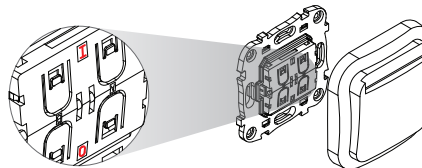


*not included - *non incluses - *no incluidos - *nicht enthalten - *niet bijgesloten

INSTALLATION

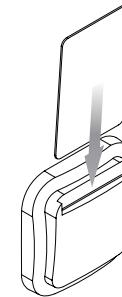


Use the card (included) to disassemble the wall plate
Utiliser la carte (fournie) pour démonter la platine murale
Utilizar la tarjeta (incluida) para desmontar la placa de pared
Benutzen Sie die Karte (im Lieferumfang enthalten), um die Wandplatte demontieren
Gebruik de kaart (bijgesloten) om de wandplaat te demonteren



Be sure the wall plate is mounted as above
Veillez à positionner la platine murale comme ci-dessus
Asegurarse de que la placa de pared está montada como se indica arriba
Achten Sie darauf, die Wandplatte wie oben positionieren
Zorg ervoor de wandplaat te bevestigen zoals hierboven

USAGE



INSERT
INSÉRER
INSERTAR
EINSTECKEN
INVOEGEN

REMOVE
RETIRER
RETIRAR
ENTFERNEN
VERWIJDEREN

